

# TELEVISION JUMPER CABLES

## INSTALLATION INSTRUCTIONS

### DESCRIPTION:

Crest TV jumper cable assemblies provide a convenient means of connection between a hospital television and wired remote control wall receptacle. Each cable assembly consists of two molded cord and plug assemblies selected to fit the television and wall jack in use. The two assemblies are connected together by a unique splice box that allows quick and easy rearrangement of pin-to-pin wiring.

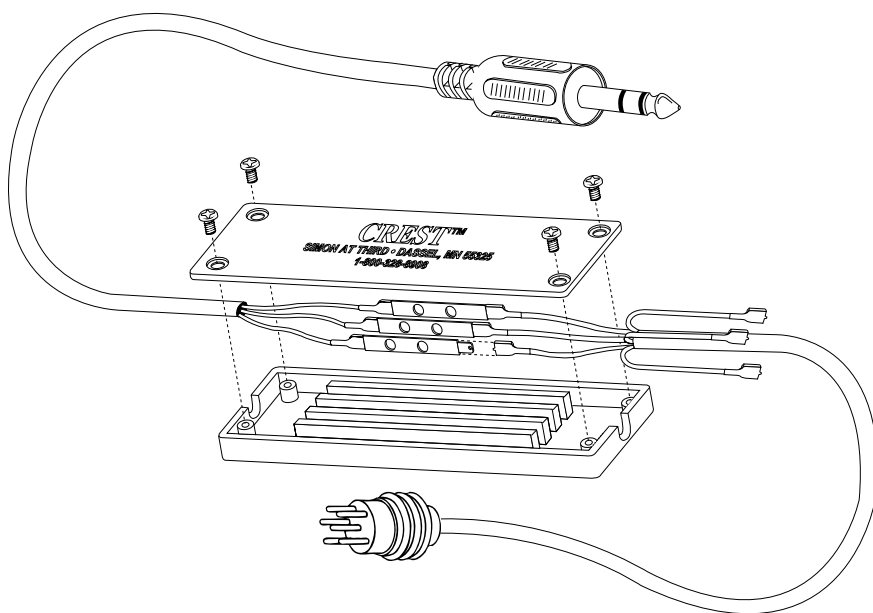
The jumper cables are supplied fully assembled in the most common pin to pin configuration. However, a simple on-site procedure allows easy rewiring using only a screw driver and needle nose pliers.

Crest TV jumper cables are suitable for use in any hospital television wiring project but are especially helpful in cases where non-standard wiring exists or where wiring varies from room to room.

### INSTALLATION:

Crest TV jumper cables are supplied as shown on the back of this sheet. If your television system uses one of these schematics, cables may simply be plugged in with no further adjustment required. However, if your system is wired differently, the cable may be rewired as follows:

1. Determine the pin-to-pin wiring of the existing television and wall jacket.
2. Use the table on the back of the sheet to determine the color code of the pin-to-pin wiring you need (i.e. black to green, white to white, green to blue)
3. Remove the splice box cover using a small philip's screw driver.
4. Reconnect wires determined in step 2 above with a needle nose pliers. Note that the push-on connectors requires no soldering.
5. Replace splice box cover and install jumper cable.

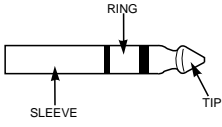
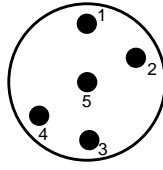
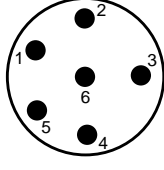
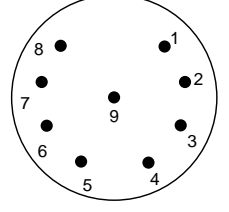


**CREST**  
HEALTHCARE SUPPLY®

For Technical Assistance  
Call Toll-Free U.S. & Canada

**1-800-328-8908**  
TECHNICIANS ON DUTY

# INSTALLATION INSTRUCTIONS

3 CONDUCTOR SYLVANIA/PHILIPS		5 PIN RCA		6 PIN ZENITH		9 PIN RCA	
		PIN VIEW 		PIN VIEW 		PIN VIEW 	
Pin	Wire Color	Pin	Wire Color	Pin	Wire Color	Pin	Wire Color
Tip	Black	1	Green	1	Green	1	Green
Ring	White	2	White	2	Black	2	Red
Sleeve	Green	3	Black	3	Yellow	3	White
		4	Red	4	Blue	4	Blue
		5	Blue	5	White	5	Orange
				6	Red	6	Purple
						7	Black
						8	Brown
						9	Yellow

## TYPICAL WIRING HOOK-UP FOR TELEVISION SETS

