

CREST**CLEANGRIP™**

Plastic Anti-Ligature Tethers

Designed with patient well-being & safety in mind

CleanGrip Plastic Anti-Ligature Tethers

Safe and easy to grab, the Crest CleanGrip is a highly visible and cleanable alternative to nylon station pullcords. The CleanGrip tether is constructed of 12 mm wide PVC that is 1.8 mm thick. It is easily disinfected by germicidal detergent, disposable wipes or disinfectant cleaner. The anti-ligature safety enhancement is created with strategic placement of "breaks" every 4" along the length of the cord. The weak zones break when 11 pounds of pull-force is exerted minimizing potential safety risks compared to standard pull cords. CleanGrip is available in non-preassembled configurations and in bulk rolls.

- Bulk tether can be cut to any desired length
- Available in red or blue to provide contrast for high visibility
- Adapter connects to CleanCord™ Pullcords, as well as functioning as a pendant & bead chain adapter
- Compare with Sanipull® for a better value



CleanGrip Red Tethers & Configurations

Part No.	Description	Price
116687	CleanGrip Anti-Ligature Tether with Spring Clip and Adapter, red, 6'	10.20
116686	CleanGrip Anti-Ligature Tether with two Spring Clips, red, 6'	10.48
116602	CleanGrip Anti-Ligature Tether, red, 6', 1 pack (5/pk)	18.68
116387	CleanGrip Anti-Ligature Tether with two Adapters, red, 6'	10.38
116608	CleanGrip Anti-Ligature Tether with Security Clip and Adapter, red, 6'	10.65
116609	CleanGrip Anti-Ligature Tether with two Security Clips, red, 6'	10.45
116375	CleanGrip Bulk Anti-Ligature Tether, red, 500'	255.17

LATEX-FREE

1
YEAR
WARRANTY

116387

CleanGrip Blue Tethers & Configurations

Part No.	Description	Price
116675	CleanGrip Anti-Ligature Tether with Spring Clip and Adapter, blue, 6'	10.04
116674	CleanGrip Anti-Ligature Tether with two Spring Clips, blue, 6'	10.53
116601	CleanGrip Anti-Ligature Tether, blue, 6', 1 pack (5/pk)	18.68
116158	CleanGrip Anti-Ligature Tether with two Adapters, blue, 6'	10.38
116606	CleanGrip Anti-Ligature Tether with Security Clip and Adapter, blue, 6'	10.47
116607	CleanGrip Anti-Ligature Tether with two Security Clips, blue, 6'	10.38
115840	CleanGrip Anti-Ligature Tether with two Adapters, #6 Bead Chain and Coupling, blue, 6'	13.13
116157	CleanGrip Bulk Anti-Ligature Tether, blue, 500'	255.17



116675



116676

CleanGrip Clips & Adapters

Part No.	Description	Price
116676	CleanGrip Spring Clip, white, 1 pack (10/pk)	27.91
115842	CleanGrip Adapter, attaches to cords or bead chains, red, 1pk (10/pk)	36.25
116613	CleanGrip Replacement Clip Kit, 1 pack (10/pk)	10.47



115842

CREST
HEALTHCARE®

800.328.8908



800.369.9207

CrestHealthcare.com

©2024 Crest Healthcare. All listed prices and products are subject to change without notice. Crest is not responsible for photographic or typographical errors.

CREST

CLEANGRIP™



Installation Instructions

Video Available on 

#6 Bead Chain

Insert #6 Bead Chain into adapter through small hole on top then attach coupling unit to bead chain. Rest coupling unit within adapter. Fold CleanGrip tether twice. Insert into adapter next to coupling. Snap adapter closed.

Spring Clip

Insert tether through black cover piece and pull through. Take tether and thread through outside slot towards the top of the spring clip. Once through, take tether and thread through inside slot toward bottom of spring clip. **Tip: we recommend using a thin nose plier to thread tether through spring clip.** Pull tether to the edge of the imprint and tighten any excess slack while holding threaded end. Slide black cover all the way up and push tight.

Screw & Nut

Trim the CleanGrip tether, if needed, in a straight line. Using a $\frac{3}{32}$ " drill bit, drill a hole centered $\frac{1}{4}$ " from the end of the CleanGrip tether. Insert provided screw through the security clip and CleanGrip hole. With black sleeve facing downward, secure nut to the screw.


Plastic & Nylon Pullcords


Insert thin nylon cord into adapter through small hole on top. Tie knot and rest cord within adapter to prevent pull through. Fold CleanGrip tether twice. Insert into adapter next to nylon cord. Snap adapter closed.

Tether

Fold CleanGrip tether twice. Insert into adapter and make sure it is snug. Snap adapter closed.

CREST
HEALTHCARE®

 800.328.8908

 800.369.9207

 CrestHealthcare.com

©2024 Crest Healthcare. All listed prices and products are subject to change without notice. Crest is not responsible for photographic or typographical errors.